



# Morphology and Bait Preference of Black Rat (*Rattus rattus*) in the University Community in Nigeria: Obafemi Awolowo University as a Case Study

A. O. Bamidele<sup>1\*</sup> and E. D. Kowobari<sup>1</sup>

<sup>1</sup>Department of Zoology, Obafemi Awolowo University, Ile-Ife, Nigeria.

## Authors' contributions

This work was carried out in collaboration between both authors. Author AOB designed the study, performed the statistical analysis, wrote the protocol. Author EDK wrote the first draft of the manuscript and managed the analyses and literature searches of the study. Both authors read and approved the final manuscript

## Article Information

DOI: 10.9734/AJRIZ/2019/v2i130058

### Editor(s):

(1) Dr. P. Murali, Assistant Professor, Tamil Nadu veterinary & Animal Sciences University, Cuddalore, Tamil Nadu, India.

### Reviewers:

(1) Monika Palacios Martínez, UAM – Xochimilco, Mexico.

(2) Mohamed M. Ibrahim, Zawia University, Libya.

(3) Tchoffo Herve, University of Dschang, Cameroon.

Complete Peer review History: <http://www.sdiarticle3.com/review-history/48013>

Received 21 December 2018

Accepted 18 March 2019

Published 02 April 2019

Original Research Article

## ABSTRACT

**Aims:** This study assessed the morphology and the bait preference of black rat (*Rattus rattus*) in Obafemi Awolowo University student hostel with the aim of controlling the population of black rat in the students' hostels.

**Place and Duration of the Study:** The study was carried out at Obafemi Awolowo University which is situated in Ile-Ife, an ancient city in the Southwestern Nigeria and lies between latitudes 7°28'N and 7.467°N and longitudes 4°34'E and 4.567°E with a landmass of 5,506 hectares between December 2017 and February 2018

**Methodology:** Locally made metal traps (cage traps) (Plate 1) contains baits were placed fortnightly in various sampling locations (Awolowo, Fajuyi, Angola, Akintola, Mozambique and Moremi halls of residence) for a period of 3 months between the months of December 2017 to February 2018. The traps were set around the dark corners of the sites in the evening and

\*Corresponding author: Email: [tinukebamidele@gmail.com](mailto:tinukebamidele@gmail.com);

collected the following morning (6.00am).

**Results:** A total of 236 black rats (*Rattus rattus*) were caught (81 male & 155 female), with the female having the highest weight (238.30 g). Among the baits used, fried fish caught the highest number of the black rat (58%) followed by beans cake (*akara*) (28%) and the locust bean (14%). There was a positive correlation in the morphology of the black rat caught in all the hostels.

**Conclusion:** The black rats in the University student hall of residence were of the same family and genus, and fried fish is the best-preferred bait.

**Keywords:** Rodents; morphology; baits; black rat; Obafemi Awolowo.

## 1. INTRODUCTION

The black rat is one of the most widespread animal species in the world due to their adaptability to a wide range of habitats [1]. *Rattus rattus* is able to utilize most terrestrial habitat types on continents and islands. In urban areas, they are found around warehouses, residential buildings, and other human settlements. Roof rat (*R. rattus*), house rat (*Mus musculus*) and Norway rat (*R. norvegicus*) play a significant role within public health sector [2] such as carriers of many infectious and parasitic diseases that can be transmitted to a human being [3].

In urban areas, the damage caused by rodent incisor activity cannot be underestimated, most especially to power cable leading to blackout and fire in most cases [4]. At home and hostels, black rat (*R. rattus*) caused damage to clothes, foods, books, household materials that are stored and sometimes in use. At home, the tips of fingers and toes are biting by the black rat if they are not properly washed before going to bed [5]. If not control, rodent pests are connected to considerable economic losses and become a considerable conservation threat to life, indigenous flora, and fauna in most part of the world [2].

In various hostel and staff quarters in the Obafemi Awolowo Universities, black rat (*R. rattus*) has been the major rodent causing damage to both students and staff properties. The population of black rat kept increasing due to the availability of shelter, food, and water [6]. The University community has defined many means of controlling black rat (*R. rattus*), but no success.

In the line of the damage caused by a rodent (Black rat), continuous control of rodent population is important especially in a human populated area (Hostel) where risks to health and security are greater due to the presence of rats

pests [2]. Alteration of the environment can produce substantial changes invertebrate population since they depend upon the environment for shelters, food, and water [7].

The black rat is a medium-sized, slender brownish-or grayish-black rat with a coarse fur, grayish-white under part, large eyes and ears, and whiskers around the nose which is pointed. They possess a tail that is sparsely scaly and longer than the combined length of the head and body. The total length is about 32.5-42.5 cm long, tail length about 19-24 cm long, hind foot length 3.5-3.8 cm long and weight is about 140-280g. In the other hand, Black rat (*R. rattus*) is an omnivore but a selective feeder and eat a wide range of foods including seeds, fruits, stems, leaves, fungi and a variety of invertebrates and vertebrates [8]. They are not specific in their preference for food, they have been observed to feed on anything ranging from stored food to cooked food, to plastic, wood and many other food sources. They are therefore called generalists [9]. However, human being often provides rodents with an abundance of food, water, shelter and microclimatic condition, which allow them to be comfortable and multiply easily [10]. The number of rats that are able to exist in any given location depends on the availability of foods, water, and shelter [11].

These factors are commonly found among students in the University where both shelter and food are being provided for black rat (*R. rattus*). Since rodent populations have been attributed to the risk of health in high densities of human inhabitants (such as University hostels), it is important to look for a way to control them without endangering them. Hence, this study is aimed at assessing the morphological variation of black rats (*Rattus rattus*) found in some locations on Obafemi Awolowo University Campus; and determine the most effective bait that can be used to capture black rats in the University community.

## 2. MATERIALS AND METHODS

### 2.1 Description of Study Area

The study was carried out at Obafemi Awolowo University which is situated in Ile-Ife, an ancient city in the Southwestern Nigeria and lies between latitudes 7°28'N and 7.467°N and longitudes 4°34'E and 4.567°E with a landmass of 5,506 hectares and altitude of 300m above sea level (Encyclopedia Britannica, 2014).

The climate of the area is humid tropical with distinct dry and wet seasons. The wet season starts from around mid-March to late October and the rainfall pattern is bi-modal with peak periods in July and September. The dry season runs from November to March but a short spell usually occurs in August. The mean annual rainfall is about 1400mm. The mean ambient temperature ranges from 20°C to 30°C with a mean temperature of 26°C.

### 2.2 Sampling Sites

The location of the survey includes three male halls of residence and three female halls of residence on Obafemi Awolowo University Campus. These sites were chosen in order to note and record the food consumed and mostly preferred by the black rats in the halls of residence. Three traps were used for one week interchangeably to ensure random sampling of the captured rats. The trapping activities were carried out during the months of December 2017 to February 2018. The various hall of residence includes.

#### 2.2.1 Awolowo hall

This is a male hall and is known to be the most populated hall in Obafemi Awolowo University with a maximum capacity of 2,032 legal occupants (students). Trees and bushes of varying sizes are found around this hall of residence. It consists of 8 blocks of 42 rooms each, and annex of 8 blocks with 10 rooms each.

#### 2.2.2 Fajuyi hall

This is a male hostel and 2<sup>nd</sup> most populated hall in Obafemi Awolowo University with a maximum capacity of 1,788 legal occupants (Students). It is very close to a female hostel known as the Akintola hall. It consists of 5 main blocks with 60

rooms each and annex of 10 blocks with 10 rooms each.

#### 2.2.3 Angola hall

This is a male hall which is close to Awolowo hall and far from the academic environment. It has a maximum capacity of 1,320 legal occupants (Students). The hall consists of 11 blocks with 10 rooms each.

#### 2.2.4 Moremi hall

This is the female hall of residence. It has a maximum capacity of 1,228 legal occupants. The hall is divided into two parts altogether containing 8 blocks with 30 or 33 rooms each.

#### 2.2.5 Ladoke Akintola hall

This is the female hostel which is very close to Fajuyi hall of residence. It has a maximum capacity of 640 students. This hall of residence consists of 4 blocks with 30 rooms each.

#### 2.2.6 Mozambique Hall

This is a female hall located adjacently to Angola hall. It has a maximum capacity of 1,722 legal occupants (students). It consists of 14 blocks with 10 rooms each and 2 annexes at the lower part of the hall. There are a lot of small grasses and bushes around it.

## 2.3 Materials

### 2.3.1 Sampling method

Locally made metal traps (cage traps) (Plate 1) contains baits which are the locust beans, beans cake and fried fish hooked to an iron rod attached to it in order to attract the rats were placed fortnightly in various sampling locations (Awolowo, Fajuyi, Angola, Akintola, Mozambique and Moremi halls of residence) for a period of 3 months between the months of December, 2017 to February, 2018. The traps were set around the dark corners of the sites in the evening and collected the following morning (6.00am). The trapped black rats (*R. rattus*) were taken to the laboratory for measurement and further analysis.

### 2.3.2 Data collection

The captured rats were anesthetized in a closed jar containing chloroform, tagged, and weighed on a scout weighing balance (Plate 2) and placed

on the measuring board (Plate 3) for morphometric determination. The tag carried the specimen number along with other information which included place of collection, date of capture and sex of the rat which was determined by checking the scrotal sacs (only males have scrotal sacs) were documented.

The morphometric parameters such as the Body length (BL), Tail length (TL), Ear length (EL),

Sex, Hind-foot length (HL) and the Body weight (BW) were recorded. The body length was taken by measuring from the tip of the mouth to the tip where the tail attaches to the body. The tail length is measured from where the tail attaches to the body. The ear length is measured from the tip where the ear attaches itself to the head to the longest end of the ear. The hind length is measured from its point of attachment to the leg to the tip of the longest toe.



**Plate 1. A trap set at one of the study site**



**Plate 2. Black rat on a Scout™ Pro weighing scale (Top loading)**



**Plate 3. Black rat on a measuring board**

### 2.3.3 Data analysis

One-way analysis of variance (ANOVA) was used to determine the significant difference between the means, while the significant mean was separated at  $p \leq 0.05$  using Least Significant Difference (LSD) test from System Analysis Software (SAS Institute, 1997). Principal Component Analysis (PCA) was carried out with PAST version.

## 3. RESULTS

A total of two hundred and thirty six (236) black rats belonging to the family Muridae, order Rodentia was caught from the various sampled halls of residence (Table 1). Of the total caught, 23.31 % (55) was recorded in Moremi hall, which was the highest while the lowest percentage was recorded in Awolowo Hall with 12.71 % (30). The highest number of the male black rat (*R. rattus*) [20] was caught in Moremi Hall, while the least number of 10 each was caught in both Angola and Akintola respectively. The highest number of the female black rat (*R. rattus*) (35) was caught in each Moremi and Mozambique Hall, while the least number of the female black rat [21] was caught in Akintola Hall. Irrespective of the sampling point, higher percentage (65.68%) of female black rats was collected during the period of study when compared with male (34.32%).

The morphometric parameter of the female black rat specimens is shown in Table 2. The statistical

analyses in the table revealed that the mean Hind-foot length (HL) and Ear length (EL) of the female black rats collected from Mozambique and Angola were statistically different ( $p \leq 0.05$ ) from that of the female black rat specimens collected from other halls of residence.

The Hind-foot length of the female black rats collected from halls of residence on OAU Campus ranged from 2.10 cm (Mozambique) to 4.70 cm (Moremi) and the highest mean Hind-foot length value of  $3.64 \pm 0.18$  cm recorded in the female black rat's specimen collected from Moremi hall. This was closely followed by the specimens collected from Awolowo hall with a length value of  $3.62 \pm 0.16$  cm while the lowest mean Hind-foot length was recorded in the female black rat collected from Mozambique hall with a value of  $2.70 \pm 0.60$  cm (Table 2).

The Ear length (EL) of the female black rat specimens which ranged between 1.70 cm (Mozambique) and 3.50 cm (Akintola) was reported to have highest mean Ear length value of  $2.89 \pm 0.09$  cm (Moremi) and a lowest mean Ear length value of  $2.35 \pm 0.65$  cm (Mozambique). The statistical analyses, however, revealed a significant difference ( $P \leq 0.05$ ) in the Ear length of the female black rat specimens collected from the various hall of residence (Table 2).

The female black rat specimens collected from Moremi hall had the highest range (13.90 cm -

**Table 1. The abundance of black rats (*Rattus rattus*) caught in various halls residence on Obafemi Awolowo University, Ile-Ife**

S/N	Halls of residence	Catch Frequency		Total caught	Percent (%)
		Males	Females		
1	Akintola	10	21	31	13.14
2	Moremi	20	35	55	23.31
3	Mozambique	18	35	53	22.45
4	Awolowo	11	19	30	12.71
5	Angola	10	22	32	13.56
6	Fajuyi	12	23	35	14.83
7	Total	81	155	236	100

25.30 cm) of the Body length (BL) and the highest mean body length ( $18.91 \pm 1.09$  cm). The lowest mean body length of the female black rat specimens was however recorded in the sample collected from Angola hall ( $14.16 \pm 1.85$  cm). The mean body lengths of the black rat specimen collected from Akintola ( $18.64 \pm 1.18$  cm), Moremi ( $18.91 \pm 1.09$  cm) and Awolowo ( $18.26 \pm 0.91$  cm) were not statistically different from each other ( $P \geq 0.05$ ) were however different statistically ( $P \geq 0.05$ ) when compared with body length of the female black rat specimens collected from other halls of residence (Table 2).

The Tail length (TL) of the female black rat specimens ranged between 9.20 cm (Mozambique) and 26.70 cm (Akintola). The highest mean tail length of the female black rat specimens was however recorded in the specimens collected from Awolowo hall with a value of  $22.52 \pm 0.22$  cm, followed by  $21.99 \pm 1.17$  cm in specimens from Akintola hall. The lowest mean tail length  $16.10 \pm 6.90$  cm in the female black rat specimens were recorded in the specimens collected from Mozambique hall. Statistical variation ( $P \leq 0.05$ ) was however recorded in the tail length of the female black rats collected from various halls of residence (Table 2).

The Body weight (BW) of the female black rat ranged between 12.50 cm (Mozambique) and 238.30 cm (Moremi). The highest mean value of  $146.51 \pm 5.30$  cm was recorded in Akintola Hall and least mean value of  $70.34 \pm 7.81$  cm was recorded in Angola Hall. The body weight of the entire female black rat was statistically different ( $P \leq 0.05$ ) from all the halls (Table 2).

The morphometric parameters of the collected male black rats in halls of residence on Obafemi Awolowo University is shown in Table 3. As

shown in the table, Hind-foot length, Ear length, Body length.

Tail length and body weight ranged from 1.70 cm (Akintola) - 4.70 cm (Moremi); 1.18 cm (Angola) - 3.50 cm (Fajuyi); 9.80 cm (Awolowo) - 25.00 cm (Akintola); 11.50 cm (Akintola) - 28.40 cm (Fajuyi); and 17.70 cm (Awolowo) - 226.50 cm (Moremi) respectively.

The highest mean hind-foot length value ( $3.94 \pm 0.26$  cm) of the male black rats caught was recorded in Moremi hall while the lowest hind-foot length value ( $2.70 \pm 0.70$  cm) of the male black rat specimens was recorded in Angola hall. The statistical analyses of the hind-foot length values for the male black rat specimens collected from Moremi and Angola hall showed a statistical difference ( $P \leq 0.05$ ).

Similar to the values recorded in the hind-foot length of the male black rats collected from various halls of residence, highest ear length ( $2.98 \pm 0.14$  cm), mean body length ( $21.14 \pm 1.32$  cm) and mean tail length ( $23.82 \pm 0.88$  cm) was recorded in the male black rats specimens collected from Moremi hall while the least value of these parameters  $2.35 \pm 0.55$  cm;  $14.95 \pm 3.75$  cm and  $17.65 \pm 5.75$  cm respectively were recorded in the specimens caught in Angola hall. Statistical analyses showed that there were no significant differences ( $P \geq 0.05$ ) in all the values recorded for these parameters (Table 3).

Male black rat specimens collected from Moremi hall had the highest mean body weight value of  $160 \pm 3.77$ g which was closely followed by the specimens caught in Fajuyi hall with a value of  $150 \pm 8.96$  cm. The lowest mean body weight value ( $83.17 \pm 6.58$  g) of the male black rat specimens was recorded in Mozambique hall.

**Table 2. The morphometric parameters of female Black rats (*Rattus rattus*) caught in various halls of residence on Obafemi Awolowo University, Ile-Ife**

S/N	Halls of residence	Statistics	Hind-foot Length (cm)	Ear Length (cm)	Body Length (cm)	Tail Length (cm)	Body Weight (g)
1	Akintola	Range	2.20-4.00	2.00- 3.50	11.20 - 23.50	12.80 - 26.70	55.90 - 207.30
		Mean±S.E	3.51 <sup>a</sup> ±1.61	2.86 <sup>a</sup> ±0.12	18.64 <sup>a</sup> ±1.18	21.67 <sup>a</sup> ±1.54	146.51 <sup>a</sup> ±5.30
2	Moremi	Range	2.90 - 4.70	2.40 - 3.40	13.90 - 25.30	15.70 - 27.40	85.50 - 238.30
		Mean±S.E	3.64 <sup>a</sup> ±0.18	2.89 <sup>a</sup> ±0.09	18.91 <sup>a</sup> ±1.09	21.99 <sup>a</sup> ±1.17	145.53 <sup>a</sup> ±17.25
3	Mozambique	Range	2.10 - 3.30	1.70 - 3.00	8.30 - 21.90	9.20 - 23.00	12.50 - 153.80
		Mean±S.E	2.70 <sup>b</sup> ±0.60	2.35 <sup>b</sup> ±0.65	15.10 <sup>b</sup> ±6.80	16.10 <sup>ab</sup> ±6.90	83.15 <sup>ab</sup> ±7.65
4	Awolowo	Range	3.00 - 3.90	2.30 - 3.20	15.10 - 20.30	21.80 - 23.00	125.60 - 143.80
		Mean±S.E	3.62 <sup>a</sup> ±0.16	2.82 <sup>a</sup> ±0.15	18.26 <sup>a</sup> ±0.91	22.52 <sup>a</sup> ±0.22	134.80 <sup>a</sup> ±3.30
5	Angola	Range	2.30 - 3.50	1.90 - 3.00	9.60 - 19.50	11.50 - 21.80	25.30 - 126.30
		Mean±S.E	2.80 <sup>b</sup> ±0.24	2.38 <sup>b</sup> ±0.22	14.16 <sup>b</sup> ±1.85	16.18 <sup>ab</sup> ±2.14	70.34 <sup>ab</sup> ±7.81
6	Fajuyi	Range	2.10 - 3.80	1.80 - 3.20	10.20 - 20.80	11.10 - 25.20	18.90 - 178.30
		Mean±S.E	3.04 <sup>ab</sup> ±0.35	2.58 <sup>ab</sup> ±0.31	15.28 <sup>b</sup> ±2.26	17.14 <sup>b</sup> ±2.73	92.67 <sup>ab</sup> ±3.80

\*<sup>a</sup> <sup>b</sup> means within a column with different Superscript are significantly different ( $P \leq 0.05$ ) from each other. N= 3,

**Table 3. The morphometric parameters of male black rats (*Rattus rattus*) caught in various halls of residence on Obafemi Awolowo University, Ile-Ife**

S/N	Halls of residence	Statistics	Hind Length (cm)	Ear Length(cm)	Body Length(cm)	Tail Length(cm)	Body Weight(g)
1	Akintola	Range	1.70 - 3.80	2.20 - 3.20	10.50 - 25.00	11.50 - 25.60	19.30 - 187.50
		Mean ±S.E	3.30 <sup>ab</sup> ±0.21	2.81 <sup>a</sup> ±0.11	18.68 <sup>a</sup> ±1.39	20.18 <sup>a</sup> ±1.49	116.13 <sup>ab</sup> ±5.55
2	Moremi	Range	3.30 - 4.70	2.60 - 3.40	17.20 - 24.30	22.00 - 26.70	106.70 - 226.50
		Mean ±S.E	3.94 <sup>b</sup> ±0.26	2.98 <sup>a</sup> ±0.14	21.14 <sup>a</sup> ±1.32	23.82 <sup>a</sup> ±0.88	160.46 <sup>b</sup> ±3.77
3	Mozambique	Range	2.50 - 3.50	2.10 - 2.80	11.70 - 18.90	13.80 - 20.20	57.70 - 114.30
		Mean ±S.E	3.03 <sup>ab</sup> ±0.29	2.53 <sup>a</sup> ±0.22	15.77 <sup>a</sup> ±2.13	17.93 <sup>a</sup> ±2.07	83.17 <sup>a</sup> ±6.58
4	Awolowo	Range	2.90 - 3.90	1.50 - 3.60	9.80 - 20.50	9.00 - 23.80	17.70 - 152.30
		Mean ±S.E	3.57 <sup>ab</sup> ±0.18	2.93 <sup>a</sup> ±0.34	17.07 <sup>a</sup> ±1.54	19.98 <sup>a</sup> ±2.24	109.3 <sup>ab</sup> ±9.39
5	Angola	Range	2.00 - 3.40	1.18 - 2.90	11.20 - 18.70	11.90 - 23.40	23.20 - 145.80
		Mean ±S.E	2.70 <sup>a</sup> ±0.70	2.35 <sup>a</sup> ±0.55	14.95 <sup>a</sup> ±3.75	17.65 <sup>a</sup> ±5.75	84.50 <sup>a</sup> ±6.1
6	Fajuyi	Range	2.80 - 4.20	2.30 - 3.80	15.70 - 24.30	18.10 - 28.40	65.70 - 200.70
		Mean ±S.E	3.59 <sup>ab</sup> ±0.19	3.09 <sup>a</sup> ±0.20	20.13 <sup>a</sup> ±1.09	23.76 <sup>a</sup> ±1.34	150.61 <sup>ab</sup> ±8.96

\*<sup>a</sup> <sup>b</sup> Means within a column with different Superscript are significantly different ( $P \leq 0.05$ ) from each other. N= 3

Comparative analyses however showed that the mean body weight of the male specimens collected from Moremi was significantly different ( $P \leq 0.05$ ) from the mean body weight of the rat specimens collected from Mozambique  $83.17 \pm 6.58$  g and Angola  $84.50 \pm 6.10$  g which was not statistically different ( $P \geq 0.05$ ) from each other (Table 3).

Morphometric parameters subjected to a Principal Component Analysis (PCA) showed correlations and variance occurred among the six halls of residence where the specimens were captured. The Principal Component divided the specimen into five components namely the PC [1, 2, 3, 4, and 5] representing (BW, TL, BL, EL, and HL) respectively which have an Eigenvalue each and percentage variance in Table 4a. From this table, only PC1 (BW) of Eigenvalue 3040.6 and percentage variance of 99.69 had the most significant being higher than the Joliffe cut-off of 4.27.

**Table 4a. The Eigenvalue and percentage variance of each Principal Component of black rats captured from all Halls of Residence under the Joliffe cut-off of 4.27**

PC	Eigen Value	% variance
1	3040.6	99.69
2	6.69493	0.2195
3	2.56926	0.084237
4	0.142177	0.0046615
5	0.0397171	0.0013022

Also, in Table 4b, it is observed that PC1 (BW) had the highest Eigenvalue of 4.29646 and percentage correlation of 85.929 compared to all other parameters. Here in correlation, the Joliffe cut-off is 0.7. The loading plot in Fig. 1 showed clearly the variance that occurred.

**Table 4b. The Eigenvalue and Percentage Correlation of each Principal Component of black rats captured from all the halls of residence with a Joliffe cut-off of 0.7**

PC	Eigen value	% Correlation
1	4.29646	85.929
2	0.309825	6.1965
3	0.177207	3.5441
4	0.129337	2.5867
5	0.0871757	1.7435

A scatter plot diagram in Fig. 1 showed a cluster eclipse of all the halls of residence (Akintola, Moremi, Mozambique, Awolowo, Angola, and Fajuyi) represented with a different color such as (Red, Blue, Purple, Deep Green, Green, and Indigo) respectively. The plotting showed that all the black rats in the six different hall of residence belong to the same homogeneous population, though there might be a very little variation which is statistically insignificant.

The black rat preferences for the bait used in this study is shown in Fig. 2. In the figure, preference for bait showed that most of the catches were from the trap baited with fried fish (58%), followed by beans cake (28%). The trap baited with locust beans recorded the least number of catch (14%). Fig. 3A showed that the frequency of male caught by bait in halls of residence had traps with fried fish with a total of 41, followed by beans cake which caught 27 and locust beans which caught 13. Fig. 3B also showed that 95 female rats were caught by fried fish, followed by Beans cake which caught a total of 40 and locust beans with a total of 20.

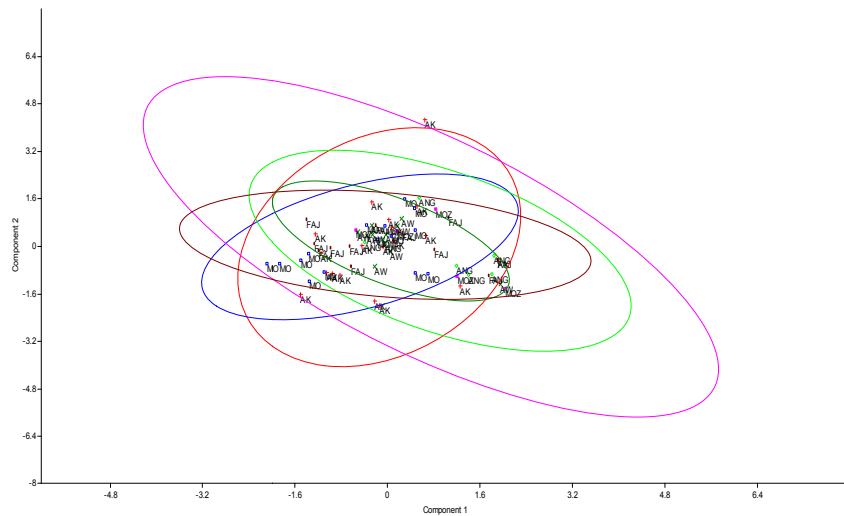
#### 4. DISCUSSION

The abundance and composition of black rats collected in the various halls of residence, in the University, corroborates the findings and the report of several authors that black rats are cosmopolitan [12,13]. However, the sex ratio in this study was not equilibrated (81 males to 155 females) and was different from the findings of Ben Faleh et al. [14]. The reduction in the number of male black rat caught in this study may be due to competition and their territorial behavior [15].

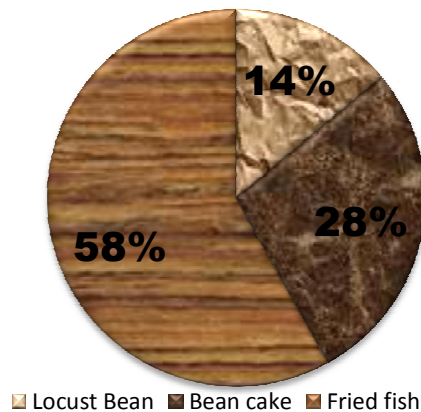
The various variation exhibited by the black rats in the measured morphometric has been reported to be hypothetically due to climatic factors, metabolism rate, competition, and mating success [16,17]. However, differences in sizes are generally considered more liable to environmental gradients than shape [17].

Generally, a very strong positive correlation (0.97) exhibited among the determined parameters in this study corroborates the findings of morphometric characters of Albino rats by Aguha et al. [18] which showed there were satisfactory correlations between the body length and their respective parameters.





**Fig. 1. Principal Component Analysis (PCA) scatter Plot showing morphometric relationship in black rats captured from all the six halls of residence**



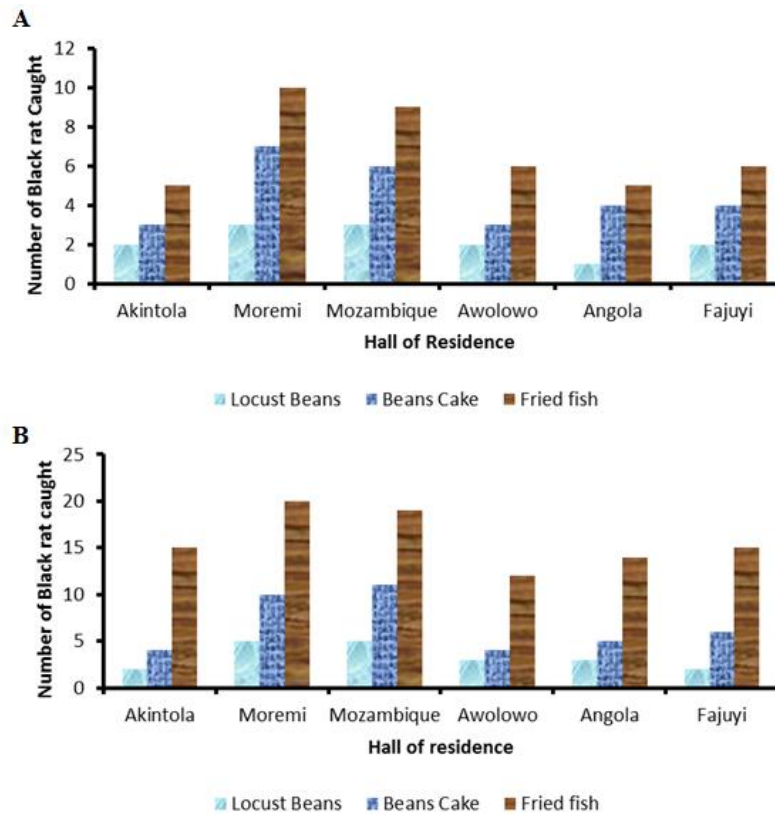
**Fig. 2. Effects of bait preference on the percentage of black rats caught in all the halls of residence based on food-bait preference**

However, there were indications that the body length and tail length may have a better link with the body weight than the rest of the parameters [18]. This study also showed that there was an increase in variation between body weight and body length when their values increased. This may be due to some black rats having higher body weight but a smaller body length.

Virtually, in this study, it can be deduced from the parameters that, when compared with the body weight, had a very positive correlation coefficient except in ear length which is apparently low compared to others. This was also similar to what was reported by Jimmy et al. [19] who determined the variability in body morphometric

measurements and relationship between body weight and other morphometric measurements in Albino rats (*Rattus norvegicus*). They reported a negative correlation between Body weight and Ear length, positive correlation between body weight and other parameters.

Black rat (*Rattus rattus*) possess the ability to select favourable food, which even displays its potential for local difference in the choice of food [6]. One food is eaten among other alternatives, based on factors such as taste; nutritional value and texture [20]. This could be one of the reasons why the black rat opt for the food used as bait in this study.



**Fig. 3. Effects of different baits on the quantity of black rat (*Rattusrattus*) caught in different student residences in the University. (A) maleblack rat, (B) female black rat**

The preference for fried fish used as bait in this study by the black rats could be due to its flavour. Fishes are known to be flavoured food with high nutritional value [21]. Myers [22] reported that rats preferred food with high flavour. Also, Brooke's and Lavoie [23], Sarwar et al. [24] confirmed in their research that additives like sugar and vegetable oils at 1% to 3% concentration increases the food intakes of black rats and makes it acceptable and palatable to them. In this study, it was observed, both fried fish and beans cake (*akara*) had the highest rate of acceptability and preference amongst the black rats because they both contain additive like oil.

## 5. CONCLUSION

The morphology of the black rats (*R. rattus*) from the residence in the university are similar which means they are of the same family and genus. Fried fish out of three baits (Fried fish, beans cake & locust bean) used for the study proof efficient in catching the black rats in the hall of residences. Although it may be expensive to use,

since it is the fried fish flavour that attracts the black rats. Fried fish flavour, however, can be used with other food material in catching a black rats.

## ETHICAL APPROVAL

As per international standard or university standard ethical approval has been collected and preserved by the authors.

## ACKNOWLEDGEMENT

The authors will like to appreciate the authority of Obafemi Awolowo University, Ile-Ife, Nigeria for allowing us to carry out this study using the University hostels.

## COMPETING INTERESTS

Authors have declared that no competing interests exist.

## REFERENCES

1. Cox MP, Cox CR. Use of habitat by the black rat (*Rattus rattus*) at North Head, New South Wales: An observational and experimental study. *Austral Ecology*. 2000; 25(4):375-85.
2. Patergnani M, Gras LM, Poglayen G, Gelli A, Pasqualucci F, Farina M, Stancampiano L. Environmental influence on urban rodent bait consumption. *Journal of Pest Science*. 2010;83(3):347-59.
3. Mushtaq-ul-Hassan M, Hussain I, Shehzadi B, Shaheen M, Mahmood MS, Rafique A, Mahmood-ul-Hassan M. Occurrence of some zoonotic microorganisms in a faecal matter of house rat (*Rattus rattus*) and house mouse (*Mus musculus*) trapped from various structures. *Pakistan Veterinary Journal*. 2008;28(4).
4. Puccini V, Tarsitano E. Urban ecosystem. *Manual of Urban Parasitology: Cities, Animals, and Public Health*. 2003;21-36.
5. Centers for Disease Control and Prevention. *Integrated pest management: conducting urban rodent surveys*. Atlanta: US Department of Health and Human Services; 2006.
6. Feng AY, Himsworth CG. The secret life of the city rat: A review of the ecology of urban Norway and black rats (*Rattus norvegicus* and *Rattus rattus*). *Urban Ecosystems*. 2014;17(1):149-62.
7. Gubler DJ, Reiter P, Ebi KL, Yap W, Nasci R, Patz JA. Climate variability and change in the United States: Potential impacts on vector and rodent-borne diseases. *Environmental Health Perspectives*. 2001; 109(suppl 2):223-33.
8. Towns DR, Atkinson IA, Daugherty CH. Have the harmful effects of introduced rats on islands been exaggerated?. *Biological Invasions*. 2006;8(4):863-91.
9. Russell JC, Clout MN. Modeling the distribution and interaction of introduced rodents on New Zealand offshore islands. *Global Ecology and Biogeography*. 2004; 13(6):497-507.
10. Lehtikoinen A, Ranta E, Pietiäinen H, Byholm P, Saurola P, Valkama J, Huitu O, Henttonen H, Korpimäki E. The impact of climate and cyclic food abundance on the timing of breeding and brood size in four boreal owl species. *Oecologia*. 2011; 165(2):349-55.
11. Himsworth CG, Bidulka J, Parsons KL, Feng AY, Tang P, Jardine CM, Kerr T, Mak S, Robinson J, Patrick DM. Ecology of *Leptospira interrogans* in Norway rats (*Rattus norvegicus*) in an inner-city neighborhood of Vancouver, Canada. *PLoS Neglected Tropical Diseases*. 2013;7(6):e2270.
12. Desquesnes M, Ravel S, Cuny G. PCR identification of Trypanosomalewisi, a common parasite of laboratory rats. *Kinetoplastid Biology and Disease*. 2002;1(1):2.
13. Banks PB, Smith HM. The ecological impacts of commensal species: Black rats, *Rattus rattus*, at the urban–bushland interface. *Wildlife Research*. 2015;42(2): 86-97.
14. Faleh AB, Cosson JF, Tatard C, Othmen AB, Said K, Granjon L. Are there two cryptic species of the lesser jerboa *Jaculus jaculus* (Rodentia: Dipodidae) in Tunisia? Evidence from molecular, morphometric, and cytogenetic data. *Biological Journal of the Linnean Society*. 2010;99(4):673-86.
15. Stokes VL, Banks PB, Pech RP, Spratt DM. Competition in an invaded rodent community reveals black rats as a threat to native bush rats in littoral rainforest of south-eastern Australia. *Journal of Applied Ecology*. 2009;46(6):1239-47.
16. Ventura J, Fuster MJ. Morphometric analysis of the black rat, *Rattus rattus*, from Congreso Island (Chafarinas Archipelago, Spain). *Orsis: organismesisistemas*. 2000;15:91-102.
17. Pergams OR, Byrn D, Lee KL, Jackson R. Rapid morphological change in black rats (*Rattus rattus*) after an island introduction. *Peer J*. 2015;3:e812.
18. Aguha BL, Yahaya A, Saidu IA, Ayeku PO, Agba AA. Correlation of body weight and other morphometric measurements in albino rats (*Rattus norvegicus*). *Sci J Biol Sci*. 2013;2:39-44.
19. Jimmy S, David M, Donald KR, Dennis M. Variability in body morphometric measurements and their application in predicting live body weight of Mubende and Small East African goat breeds in Uganda. *Middle-East Journal of Scientific Research*. 2010;5(2):98-105.
20. Banks PB, Hughes NK. A review of the evidence for potential impacts of black rats (*Rattus rattus*) on wildlife and humans in Australia. *Wildlife Research*. 2012;39(1): 78-88.
21. Sarma D, Akhtar MS, Das P, Das P, Shahi N, Ciji A, Mahanta PC, Yengkokpam S,

- Debnath D. Nutritional quality in terms of amino acid and fatty acid of five coldwater fish species: Implications to human health. National Academy of Science Letters. 2013;36(4):385-91.
22. Myers KP. Rats acquire a stronger preference for flavors consumed towards the end of a high-fat meal. *Physiology & Behavior*. 2013;110:179-89.
23. Brooks JE, Lavoie GK. Rodent control will reduce post-harvest food losses. *Agribusiness Worldwide*. 1990;12(7):13.
24. Sarwar M, Ashfaq M, Baig MY. The species complex, damage pattern, and control of rodents (Mammalia: Rodentia) in Sugarcane (*Saccharum officinarum* L.) fields. *International Journal of Agronomy and Plant Production*. 2011;2(4):145-50.

---

© 2019 Bamidele and Kowobari; This is an Open Access article distributed under the terms of the Creative Commons Attribution License (<http://creativecommons.org/licenses/by/4.0>), which permits unrestricted use, distribution, and reproduction in any medium, provided the original work is properly cited.

*Peer-review history:*  
*The peer review history for this paper can be accessed here:*  
<http://www.sdiarticle3.com/review-history/48013>